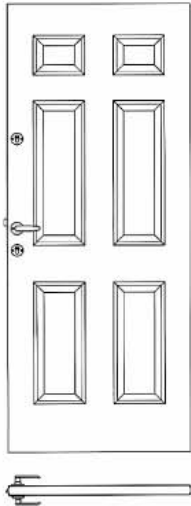


DECORATIVE DOORS "SUN-DOOR"

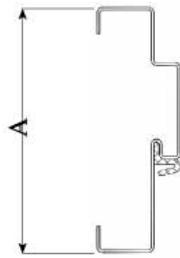


The decorative door is a complete system for commercial, residential, institutional entrances and interior doors.

The "SUN-DOOR" is a rigid panel combining two steel panels, a wooden frame and polyurethane foam injected hard core.

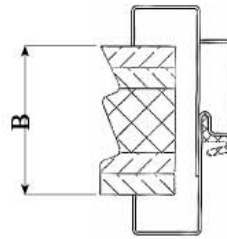


Construction frame



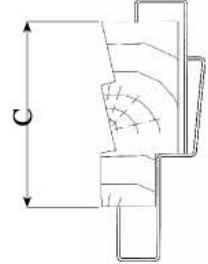
$A = 110 / 130 / 140 / 240\text{mm}$
 $5\frac{1}{8}'' / 5\frac{1}{2}'' / 9\frac{7}{16}''$
 Finish:
 Galvanized
 With/without seal

Adjustable frame



$B = 70\text{mm} + 160\text{mm}$
 $2\frac{3}{4}'' + 5\frac{1}{8}''$
 Finish:
 Galvanized, PVC coated:
 White, Brown
 With/without seal

Cover frame



$C = 70\text{mm} + 140\text{mm}$
 $2\frac{3}{4}'' + 5\frac{1}{2}''$
 Finish:
 PVC coated:
 White
 Brown

Approval:

- SII spec. 27 - Security systems for apartment entrances - 1 star (Entrance door).
- SII spec. 101 - Mortise lock for hinged doors.
- Israeli Standard 950 - Cylindrical locking device for mortise door locks, Jan. 1986.
- Israeli Standard 23 part 3 - (Interior doors).
- Israeli Standard 1000 part 3, grade 1 (33db).

Structure:

The Sun Door is made of two 0.6 mm (25 gauge) thick galvanized steel panels, a high quality wooden frame and polyurethane injected hard core reinforcement.

Acoustic & thermal insulation :

Solid acoustic & thermal properties enhance performance when the door is used either as an entrance doorway or as an interior door.

Door weight :

A standard door leaf weighs approximately 20 Kg (44 lb).

Door dimensions:

	Rebated		Non rebated		Door width
520mm	20 ^{1/2} "	635mm	20"	The door leaf is supplied in a variety of widths, in increments of 20mm (3/16") Min. - 346mm (13 5/8") Max. - 1080mm (42 1/2")	
620mm	24 ^{3/8} "	713mm	28 ^{1/16} "		
720mm	28 ^{3/8} "	813mm	32"		
820mm	32 ^{1/4} "	864mm	34"		
920mm	36 ^{1/4} "	913mm	35 ^{15/16} "		

Standard door height:

2007mm 79" 2010mm 79^{1/8}"

Special door height:

2065mm 81^{5/16}"

Double door :

A combination of two available width sizes.

Accessories & Hardware :

Floor door stopper, handles, adjustable bottom insert and weather strip and hinges are included.
 Publock or mortise lock 101, optional: Mul-T-Lock High Security double cylinder.

